

2014 Phonics and Key Stage 1 Provisional Results Briefing

Key Messages

Phonics

- The number of Year 1 pupils who met the expected standard of phonic decoding in Surrey increased from 70% last year to 75% this year.
- There is an increase of 5 percentage points in number of pupils meeting the expected standard by the end of year 2 in Surrey compared to last year (89% versus 84%). This is 1 percentage point higher than national figures.

Key Stage 1

- For the last five years, Surrey's results have been in the top 20 local authorities at all levels in reading, writing and mathematics.
- The percentage of pupils achieving level 2 or above in each of reading, writing and mathematics increased by 1 percentage point in Surrey and nationally.
- Our national rank in reading went up one place to 12th and remained unchanged in mathematics at 4th. In writing, Surrey's ranking went from 11th to 16th this year.
- The number of pupils achieving L2B+ has improved in all subjects this year. The gap to national has remained stable compared to last year, at 5 percentage points in mathematics and 4 percentage points in writing and reading.
- There is a particularly marked attainment gap at Level 3 or above between Surrey and national in reading and mathematics, where Surrey is ranked 2nd and 3rd. Surrey's national rank for writing is 17th, 2 places lower than last year.

Phonics

% achieving expected standard	2012	2013	2014	Change '13 to '14	Gap to national	Rank	
						SN	National
Year 1	61	70	75	+5	+1	3	56
Year 2		84	89	+5	+1	5	50

Key Stage 1

% Level 2+	2012	2013	2014	Change '13 to '14	Gap to national	SN	Rank National
Reading	90	91	92	+1	+2	4	12
Writing	87	88	89	+1	+3	5	16
Maths	94	94	95	+1	+3	3	4

% Level 2B+	2012	2013	2014	Change '13 to '14	Gap to national	SN	Rank National
Reading	82	83	85	+2	+4	3	7
Writing	69	71	74	+3	+4	3	14
Maths	82	83	85	+2	+5	2	4

% Level 3+	2012	2013	2014	Change '13 to '14	Gap to national	SN	Rank National
Reading	39	41	42	+1	+11	1	2
Writing	18	19	19	-	+3	3	17
Maths	33	33	34	+1	+10	1	3

Technical Notes

The new national curriculum- key changes

Levels

- National Curriculum levels will be removed from September 2014
- Schools can choose their own method to monitor progress throughout the key stages
- The end of Key Stage tests will still use Levels in 2014 and 2015, meaning there is some leniency towards schools that don't have an alternative system in place for Sept 2014

The National Tests

- From Sept 2016 the end of Key Stage tests will provide students with a scaled score rather than a level
- Each pupil will be required to attain a scaled score of 100 or more in the tests in order to meet the expected level
- KS1 assessments and KS2 tests will remain statutory
- DfE will be providing performance descriptors to inform teacher assessment, from autumn 2014

Reception baseline test

- A new baseline assessment will be introduced from Sept 2015, this will not be compulsory
- This will be administered in schools in the first term of Reception
- Schools will be given a list of approved commercial providers to select between

Early Years Foundation Stage Profile

- Non-compulsory from Sept 2016

End of Key Stage 1 tests from Sept 2016

- A phonics check will continue to be carried out near the end of Year 1
- Teachers assessments in mathematics and reading will be externally-set and internally-marked

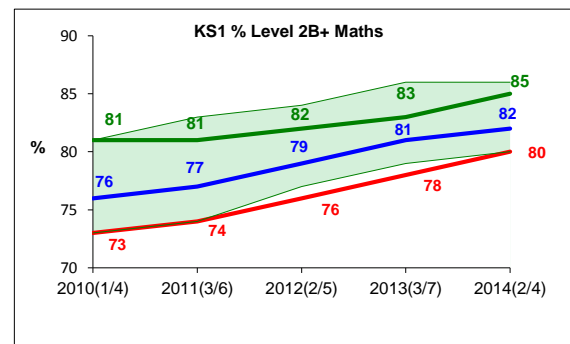
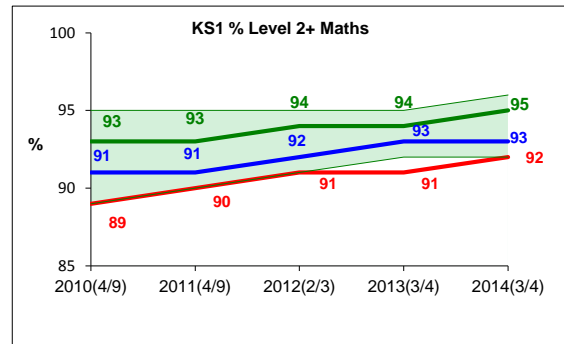
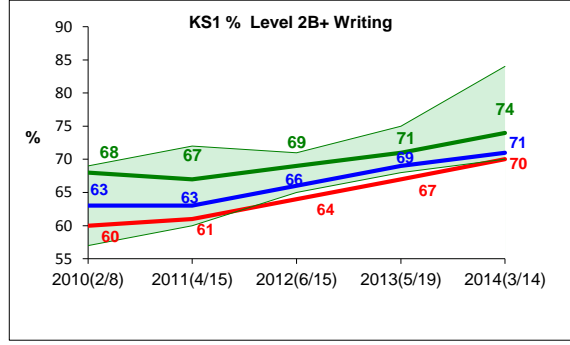
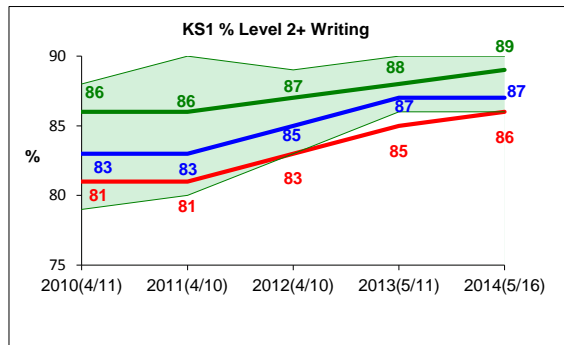
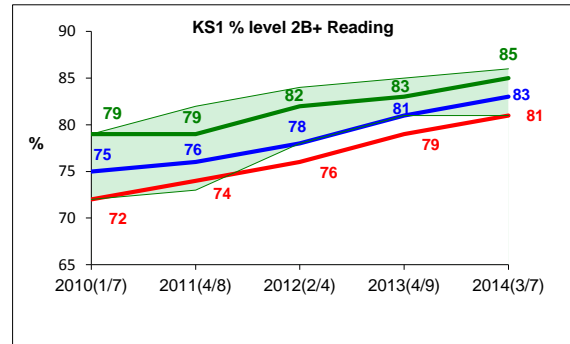
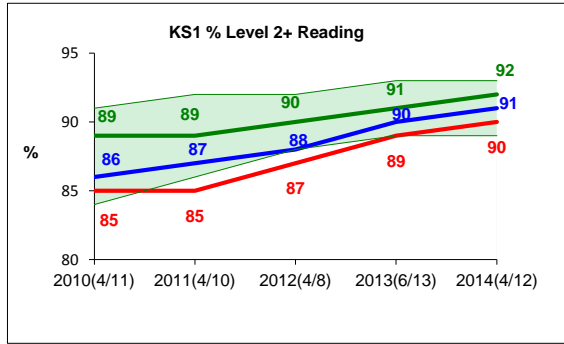
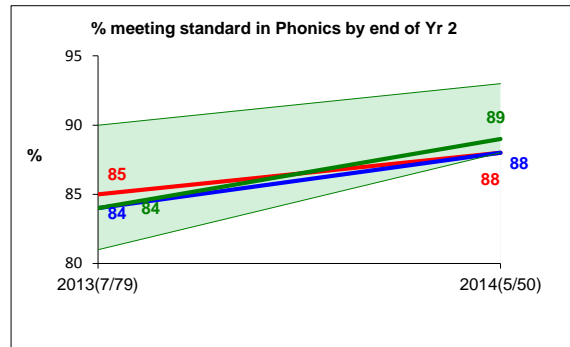
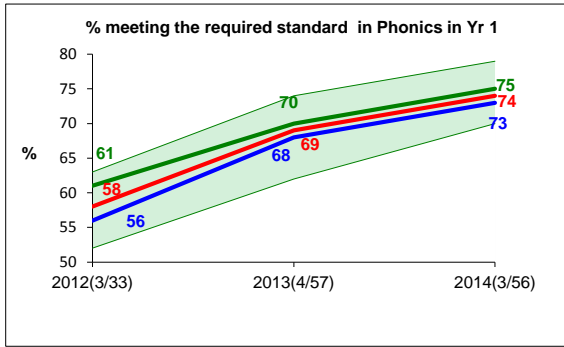
- Pupils will also sit an externally-set test in grammar, punctuation and spelling to inform teacher assessment of writing
- Results will be in the form of a scaled score

End of Key Stage 2 tests from Sept 2016

- Externally-set and marked tests in mathematics, reading, and grammar, punctuation and spelling
- Teacher assessments in mathematics, reading, writing and science
- A sample of pupils will continue to sit tests in science to give a picture of national performance.

Source: <http://www.hoddereducation.co.uk/getmedia/78c3d064-1d76-4eb5-ac86-30cf6f385976/FAQs-National-Curriculum-changes.aspx>

Phonics and Key Stage 1 Dashboard



— National
— South East
— Surrey

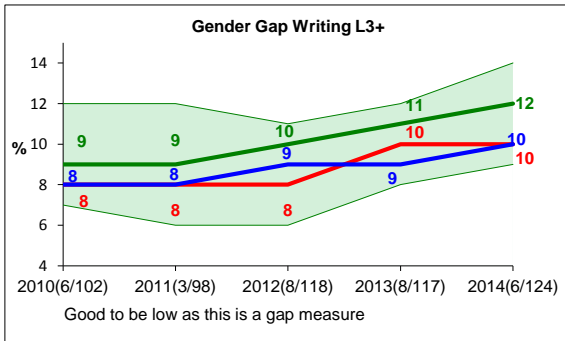
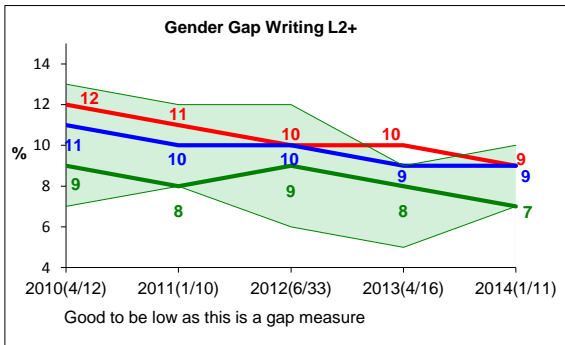
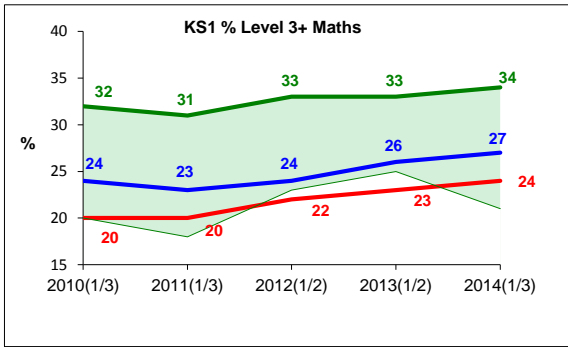
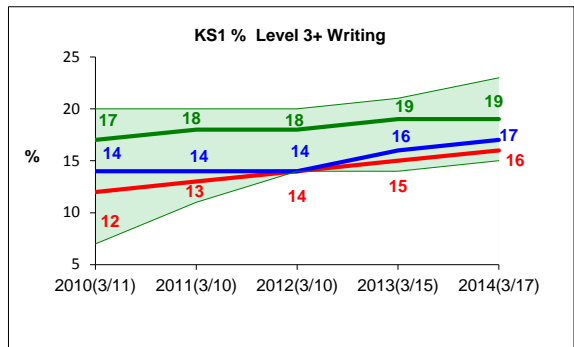
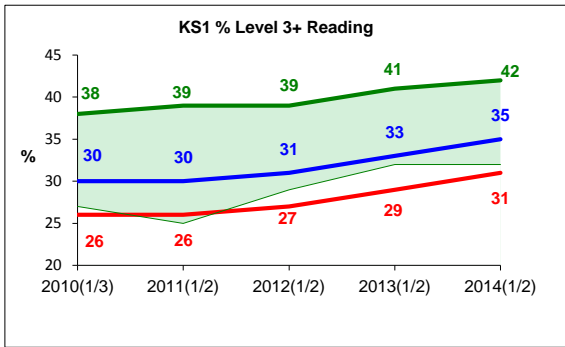
Minimum and maximum statistical neighbours (Bucks, Bracknell Forest, Cheshire East, Cambs, Hampshire, Herts, Oxon, Windsor & Maidenhead, West Berkshire and Wokingham). Note that these may not be the same from year to year.

Figures in brackets represent Surrey's ranking (statistical neighbour/national)

NOTES

General - All years are academic year. i.e. 2014 results are for children taking tests/examinations/assessments in Summer 2014.

All figures are DfE FINAL data except where 'p' denotes provisional results.



This page is intentionally left blank